Submit Form

# RFA-Tech and Geoconnect Shear Dowel Connector Design Sheet.

**Please provide: contact details, project details, load information and design conditions.**

## CONTACT DETAILS

Contact name

Company

Address

Tel

Email

Project reference

## DESIGN CONDITIONS

Concrete strength

Joint width (max 60mm) [W]

Slab thickness [T]

Concrete cover above reinforcement

Concrete cover below reinforcement

Joint length [L]

Wall thickness [D]

Is lateral movement required? Yes ☐ No ☐

## LOAD INFORMATION (ROW OF CONNECTORS)

| Location Reference | Ultimate Load (kN/m) | Joint Length | Slab [T]/ Wall [D] |
|---|---|---|---|
| | | | |
| | | | |
| | | | |
| | | | |
| | | | |
| | | | |
| | | | |
| | | | |
| | | | |
| | | | |
| | | | |
| | | | |
| | | | |

Slab to slab row of Shear Dowel Connectors

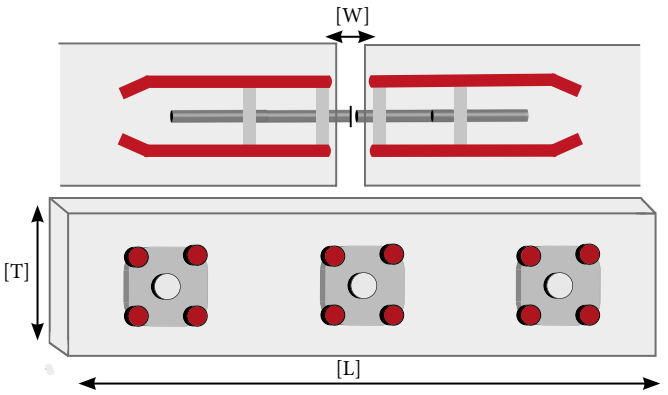


Wall to slab row of Shear Dowel Connectors

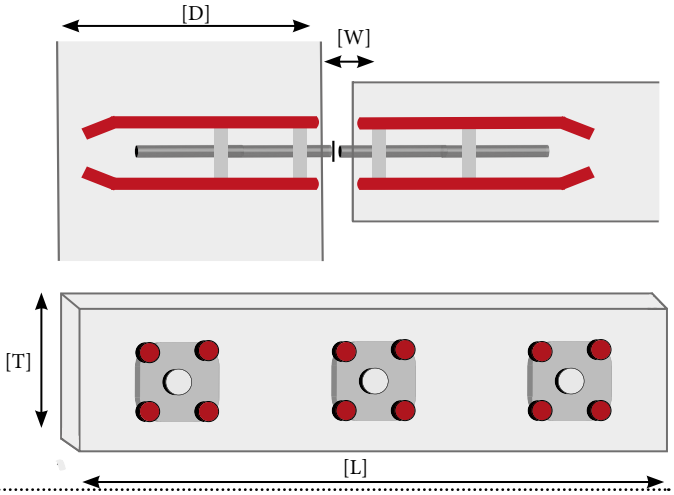


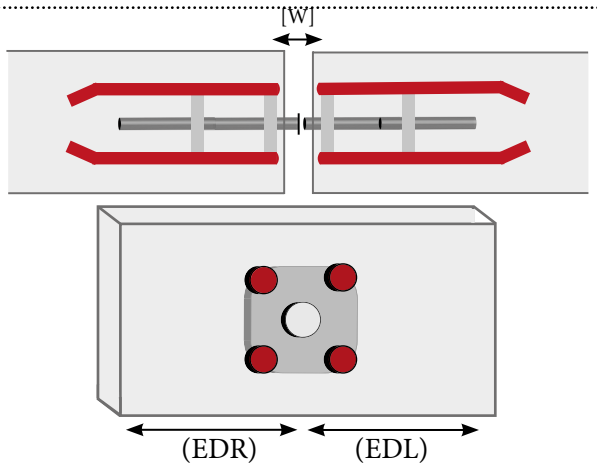


## POINT LOAD (SINGLE CONNECTOR ONLY)

| Location | Right (EDR) | Left (EDL) | Ultimate |
|---|---|---|---|
| | | | |
| | | | |
| | | | |
| | | | |
| | | | |

EDR - edge distance right EDL- edge distance left